

Signify Classified - Internal
Cooper Lighting Solutions Photometric Lab
1121 Highway 74 South
Peachtree City, GA 30269



Scaled data based on original data using
LM-79-08 Approved Method: Electrical and Photometric Measurements of Solid-
State Lighting Products

Test Report Prepared for
Cooper Lighting Solutions
(formerly Eaton)

Brand: INVUE

Report Number: P880142

Luminaire Tested: **EMM2-HTN-VA1-727-U-RW**

Issue Date: 10/01/2024



Test Information

Test Method: LM-79-08
Report Number: P880142
Test Lab: INNOVATION CENTER(G3)
Issue Date: 10/01/2024
Manufacturer: COOPER LIGHTING SOLUTIONS (FORMERLY EATON)
Product Line: INVUE
Catalog Number: EMM2-HTN-VA1-727-U-RW
Description: EPIC MODERN TALL HOUSING 1W 70CRI 2700K VISUAL COMFORT FIXTURE w/
RECTANGULAR WIDE DISTRIBUTION OPTIC
Light Source: (1) 2700K CCT, 70 CRI LEDS
Ballast/Driver: ELECTRONIC DRIVER

Summary

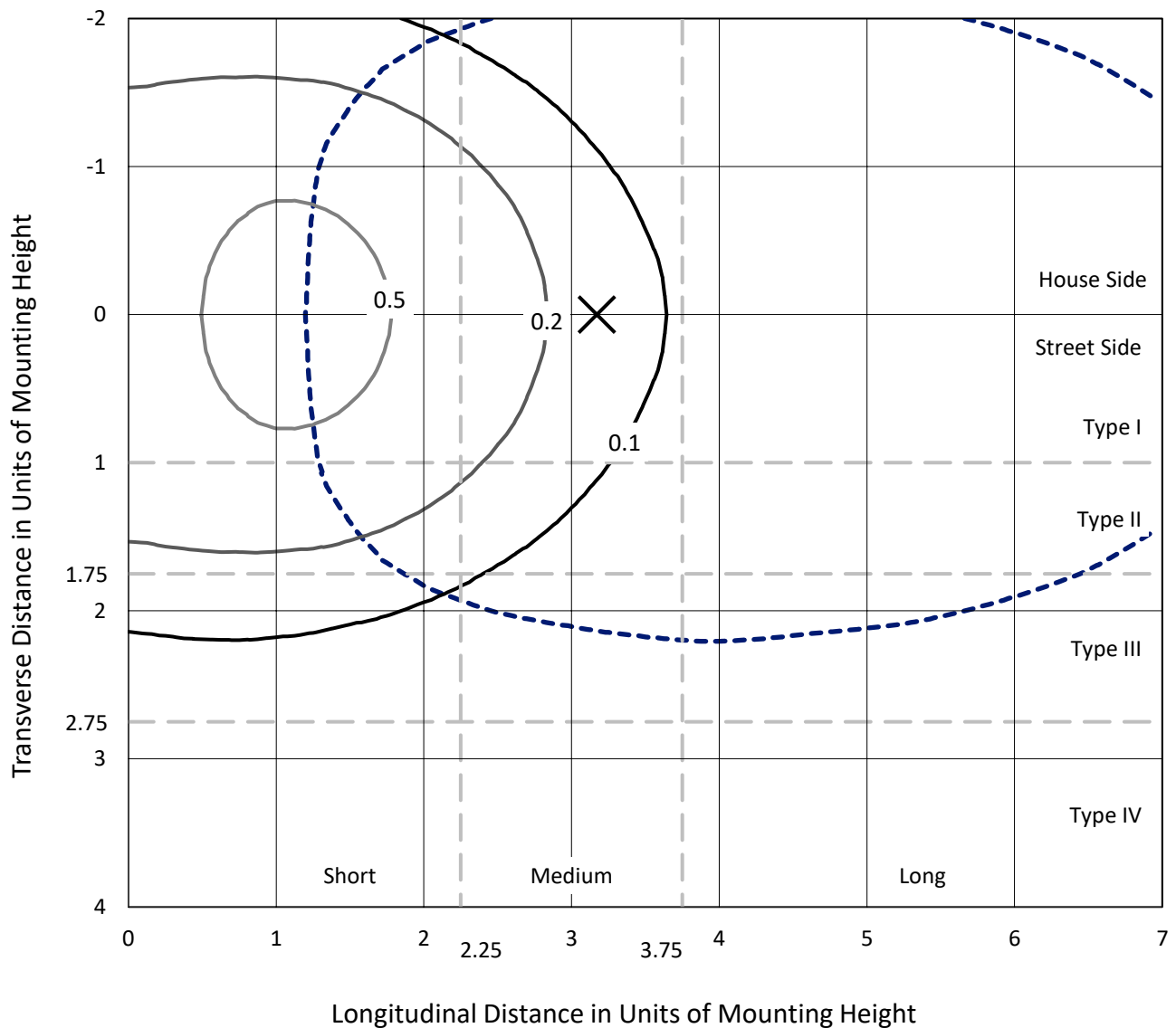
Lumens per Lamp: N/A
Luminaire Lumens: 2330.1 lumens
Efficiency: N/A
Efficacy: 83.2 lumens/watt
Luminous Opening: Circular (Dia: 1.12' x H: 0')
IES Classification: Type III - Short
BUG Rating: B2 - U0 - G2

Input Watts (W): 28
Input Voltage (V): 120
Input Current (A_{in}): NR
Voltage Rise (V): NR
Power Factor: 0.99
Total Harmonic Distortion (THDi): 11%
Frequency (hertz): 60
Stabilization Time: NR
Operation Time: NR
Ambient Temperature (°C): NR
Test Distance: 24 FT

REPORT NUMBER: P880142
 CATALOG NUMBER: EMM2-HTN-VA1-727-U-RW

Iso-Footcandle Lines of Horizontal Illumination

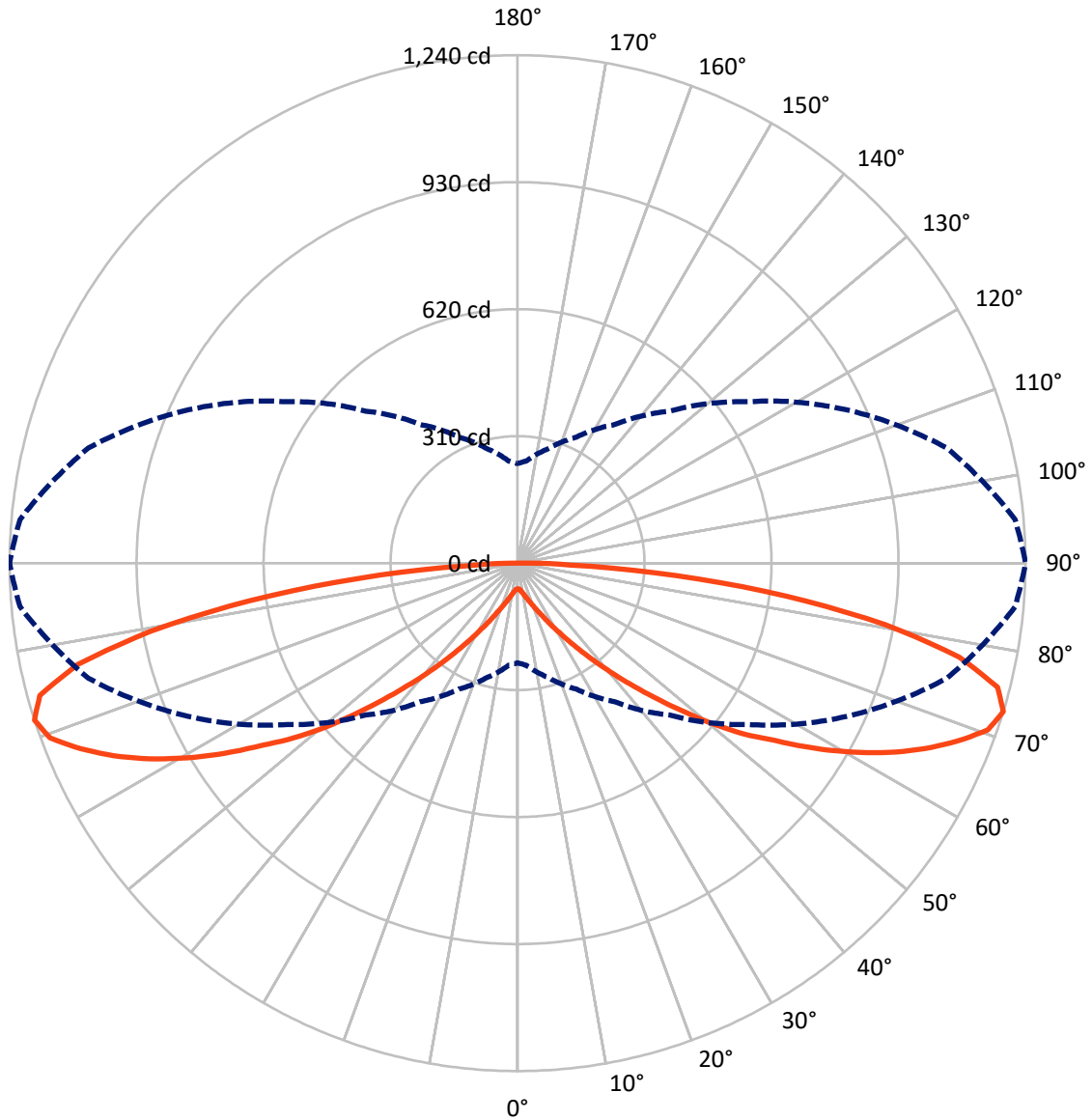
× Max cd
 - - - 1/2 Max cd



Based on 15 foot mounting height. Maximum calculated value = 0.7 fc
 Type III - Short - N/A

REPORT NUMBER: P880142
CATALOG NUMBER: EMM2-HTN-VA1-727-U-RW

Luminous Intensity Polar Plot



— Vertical Plane Through 90-Deg Lateral - - - Horizontal Cone Through 72.5-Deg Vertical

REPORT NUMBER: P880142
 CATALOG NUMBER: EMM2-HTN-VA1-727-U-RW

FLUX DISTRIBUTION:

		Downward	Upward	Total
House Side	Lumens	1165.0	0.0	1165.0
	% Fixture	50.0	0.0	50.0
Street Side	Lumens	1165.0	0.0	1165.0
	% Fixture	50.0	0.0	50.0
Total	Lumens	2330.1	0.0	2330.1
	% Fixture	100.0	0.0	100.0

Coefficient of Utilization

ZONAL LUMENS:

Zone	Lumens	% Fixture
0°-10°	6.4	0.3
10°-20°	23.9	1.0
20°-30°	55.1	2.4
30°-40°	118.1	5.1
40°-50°	243.8	10.5
50°-60°	447.8	19.2
60°-70°	638.5	27.4
70°-80°	593.9	25.5
80°-90°	202.5	8.7
90°-100°	0.0	0.0
100°-110°	0.0	0.0
110°-120°	0.0	0.0
120°-130°	0.0	0.0
130°-140°	0.0	0.0
140°-150°	0.0	0.0
150°-160°	0.0	0.0
160°-170°	0.0	0.0
170°-180°	0.0	0.0
0°-90°	2330.1	100.0
0°-180°	2330.1	100.0



REPORT NUMBER: P880142

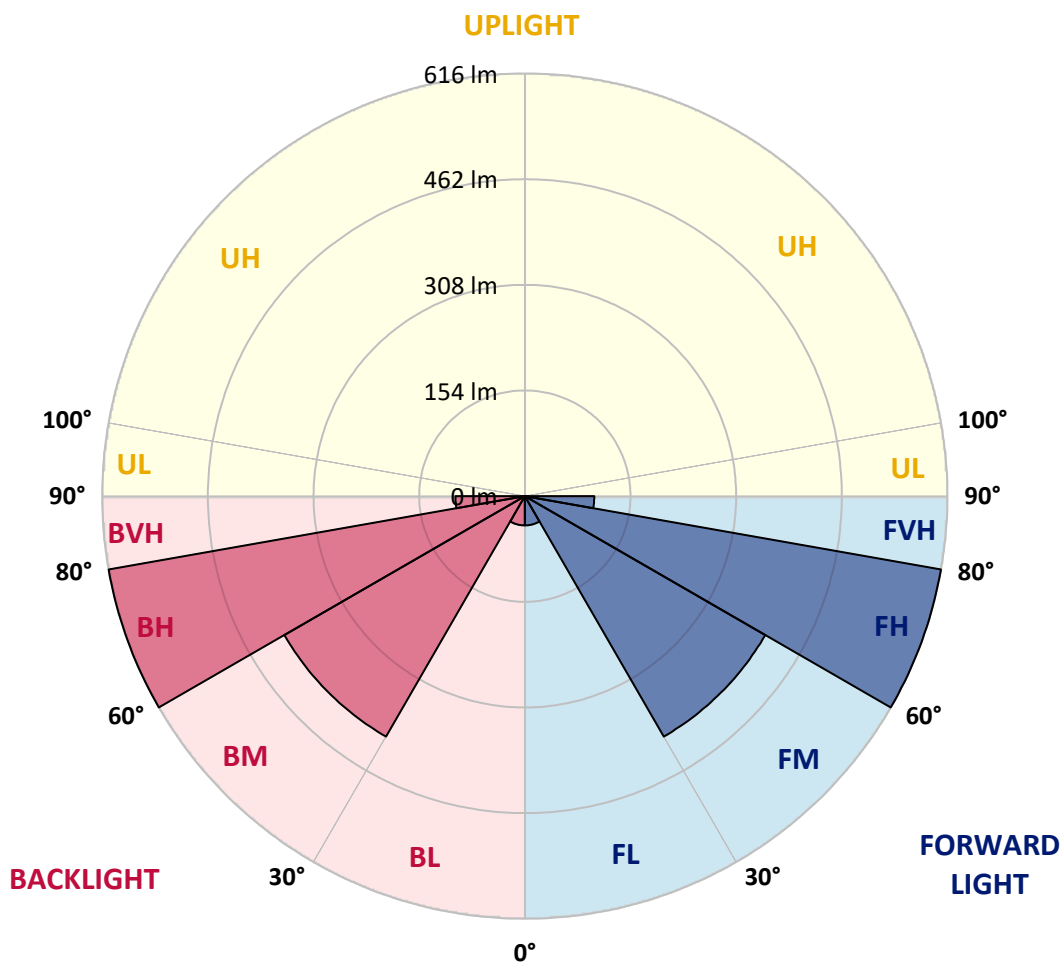
CATALOG NUMBER: EMM2-HTN-VA1-727-U-RW

LUMINAIRE CLASSIFICATION SYSTEM LUMEN TABLE AND BUG RATING:

Zone	Lumens	% Fixture	Zone Rating/Lumen Limit		
			B	U	G
FL (0°-30°)	42.7	1.8			
FM (30°-60°)	404.9	17.4			
FH (60°-80°)	616.2	26.4			G0/660
FVH (80°-90°)	101.3	4.3			G2/225
BL (0°-30°)	42.7	1.8	B0/110		
BM (30°-60°)	404.9	17.4	B1/1000		
BH (60°-80°)	616.2	26.4	B2/1000		G2/1000
BVH (80°-90°)	101.3	4.3			G2/225
UL (90°-100°)	0.0	0.0		U0/0	
UH (100°-180°)	0.0	0.0		U0/0	

BUG Rating: B2-U0-G2

Type III Short





REPORT NUMBER: P880142
 CATALOG NUMBER: EMM2-HTN-VA1-727-U-RW

CANDELA DISTRIBUTION (FULL):

	0°	5°	15°	25°	35°	45°	55°	65°	75°	85°	90°
0°	62.7	62.7	62.7	62.7	62.7	62.7	62.7	62.7	62.7	62.7	62.7
2.5°	63.0	63.0	63.0	63.0	63.3	63.3	63.3	63.3	63.3	63.3	63.3
5°	63.9	63.9	63.9	64.2	64.8	65.1	65.4	65.4	65.7	65.7	65.7
7.5°	65.4	65.4	65.7	66.6	67.1	68.0	68.9	69.2	70.1	70.1	70.1
10°	67.4	67.4	68.0	68.9	70.4	72.2	73.7	74.8	75.4	75.7	76.0
12.5°	70.1	70.1	71.0	72.5	74.8	76.9	79.3	80.8	82.2	82.8	82.8
15°	73.4	73.4	74.5	76.6	79.3	82.2	85.5	88.2	90.2	91.1	91.4
17.5°	76.6	76.9	78.4	81.1	84.6	88.4	92.6	96.1	99.4	100.6	101.2
20°	80.8	80.8	82.5	86.1	90.5	95.8	101.5	106.2	110.3	112.7	113.0
22.5°	85.5	85.8	87.6	92.0	97.6	104.4	111.8	118.3	124.2	127.2	126.9
25°	90.2	90.5	93.2	98.5	105.6	115.1	124.5	133.1	141.1	144.7	144.7
27.5°	95.8	96.1	99.4	105.6	115.1	126.9	139.3	151.8	159.7	165.1	166.8
30°	102.6	102.9	106.8	114.8	125.7	140.5	157.1	173.1	183.7	191.4	191.7
32.5°	110.0	110.6	115.4	124.5	138.7	157.4	178.1	197.9	212.7	222.5	222.2
35°	120.1	120.7	127.2	137.6	154.7	176.9	202.0	229.0	246.1	257.4	258.5
37.5°	130.5	131.6	139.0	152.6	173.3	200.0	231.6	261.8	287.2	297.6	300.5
40°	142.6	143.8	152.9	169.5	193.5	227.5	266.5	303.5	332.8	347.0	349.1
42.5°	156.5	158.6	169.2	188.4	218.6	258.0	303.5	349.1	386.0	404.7	403.5
45°	176.3	178.1	191.7	213.3	247.3	292.6	347.9	405.0	444.9	466.5	466.2
47.5°	195.2	197.6	213.9	241.1	280.4	333.1	398.2	463.2	509.1	533.1	537.2
50°	214.8	218.0	238.7	269.2	315.9	380.4	453.5	523.3	578.9	608.5	615.6
52.5°	247.9	250.9	272.7	304.7	354.7	426.0	510.0	588.4	649.9	681.3	692.8
55°	270.4	275.1	302.9	342.8	399.6	475.1	567.4	657.9	727.4	758.2	764.7
57.5°	277.8	282.8	316.2	365.6	436.0	526.8	627.4	724.4	799.9	841.6	851.9
60°	278.1	284.3	320.4	373.9	453.8	563.2	681.0	796.0	881.5	927.4	936.3
62.5°	287.5	294.6	333.1	383.1	462.7	580.1	717.3	856.7	961.4	1007.8	1017.6
65°	298.2	306.5	347.3	402.9	482.8	598.1	740.4	900.5	1033.3	1087.4	1092.1
67.5°	287.2	294.3	337.2	394.9	478.0	601.7	756.7	927.7	1076.5	1154.9	1158.7
70°	269.2	276.6	317.4	370.1	451.7	574.8	738.1	927.7	1101.9	1200.4	1218.2
72.5°	242.9	250.3	289.0	339.3	412.7	524.2	686.3	885.1	1084.5	1218.8	1239.5
75°	210.6	217.4	253.2	299.1	363.3	464.1	611.2	804.0	1016.4	1184.7	1209.6
77.5°	175.7	181.9	212.4	249.4	303.8	393.4	519.5	694.0	897.5	1070.0	1102.2
80°	138.1	144.4	167.7	196.7	240.5	309.1	413.5	558.2	734.2	878.6	910.2
82.5°	103.5	106.5	123.1	144.1	172.2	223.0	300.0	412.7	544.3	647.8	662.0
85°	65.1	67.7	79.0	93.5	110.3	137.0	184.9	252.6	328.9	387.2	388.1
87.5°	20.1	23.4	26.9	35.5	40.5	48.8	58.6	82.5	108.6	137.0	128.7
90°	0.0	0.0	0.0	0.0	0.0	0.0	0.0	0.0	0.0	0.0	0.0

Cooper Lighting Solutions Photometric Lab
1121 Highway 74 South
Peachtree City, GA 30269



LM-79-2019: Approved Method: Electrical and Photometric Measurements of Solid-State Lighting Products

Report Prepared for

Cooper Lighting Solutions

Streetworks

Report Number: SP1-2407-176-2

Test Date: 09/24/2024

Luminaire Tested: MEM2-HTN-VA-30-727-U-WQ

Data in this report applies to families of products including MEM2-HTN-VA-30-727-U-WQ

Test Information

Test Method: LM-79-2019
 Report Number: SP1-2407-176-2
 Test Lab: COOPER LIGHTING SOLUTIONS
 Photometer: SP1 - 76IN SPHERE
 Measurement Geometry: 4π
 Issue Date: 09/27/2024
 Manufacturer: COOPER LIGHTING SOLUTIONS
 Product Line: Streetworks
 Catalog Number: **MEM2-HTN-VA-30-727-U-WQ**
 Description: EPIC MODERN VISUAL COMFORT 30W WAVESTREAM WIDE

Spectral Parameters

CCT (K): 2691
 CIE u': 0.2627
 CIE v': 0.5285
 Duv: 0.0007
 CIE x: 0.4618
 CIE y: 0.4129
 CIE z: 0.1254
 Peak Wavelength (nm): 601
 Dominant Wavelength (nm): 584
 Purity: 62.54863
 Rf: 70.6
 Rg: 97.2

CRI (Ra):	70.6		
R1:	67.7	R9:	-27.1
R2:	79.8	R10:	53.1
R3:	90.6	R11:	61.9
R4:	67.7	R12:	42.2
R5:	65.3	R13:	69.4
R6:	71.1	R14:	94.1
R7:	78.1	R15:	60.4
R8:	44.7		



Test Conditions

Stabilization Time: 28M
 Operation Time: 1H 28M
 Sphere Temperature (°C): 25.2

REPORT NUMBER: SP1-2407-176-2

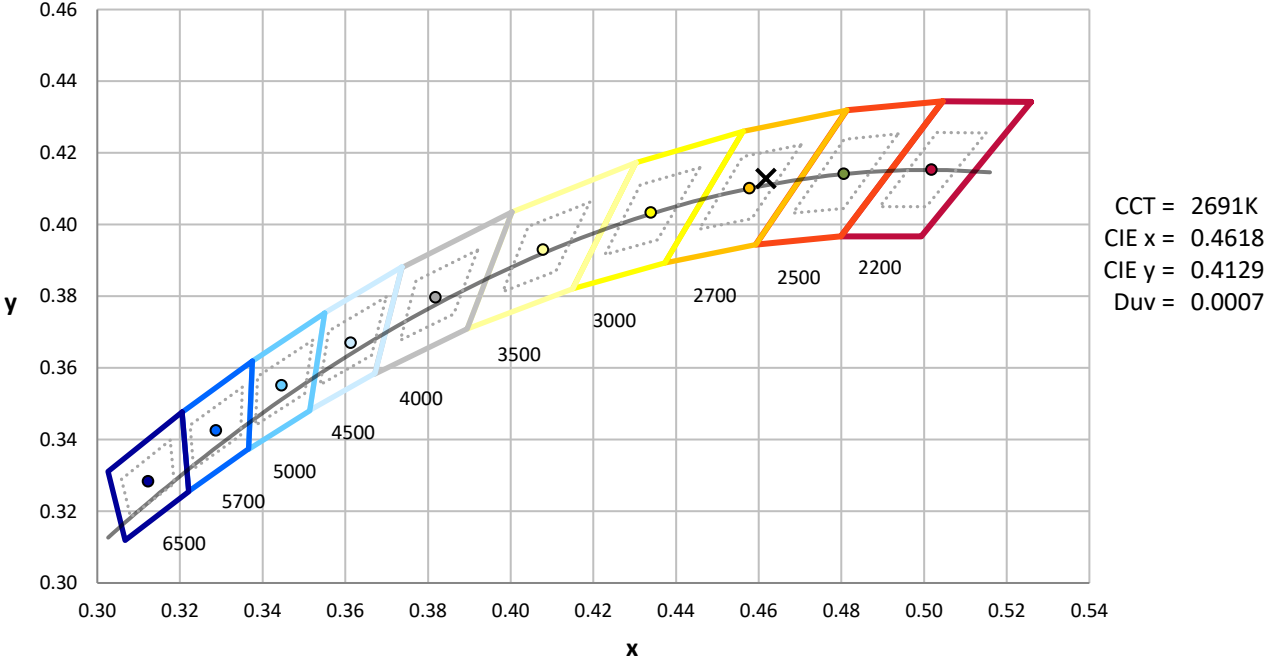
Measurement and Test Equipment			
Instrument	Identification Number	Calibration Date	Calibration Due Date
Photometer	IN0058	6/18/2024	12/18/2024
Power Meter	INXT2011004	2/8/2024	2/8/2025
AC Power Source	IN0063	10/24/2023	10/24/2024
DC Power Source	IN0208	10/24/2023	10/24/2024
Sphere Thermometer	IN0085	10/24/2023	10/24/2024
Room Thermometer	IN0046	10/24/2023	10/24/2024

REPORT NUMBER: SP1-2407-176-2

CIE 1931 Chromaticity Diagram



CIE 1931 Chromaticity Diagram with 2017 ANSI 7-Step and 4-Step Quadrangles



Point lies inside the ANSI 2700K 4-step quadrangle

REPORT NUMBER: SP1-2407-176-2

Photopic Flux vs. Wavelength



Photopic Lumens: NR

λ (nm)	Power W [^] /nm	Lumens (φ/nm)	λ (nm)	Power W [^] /nm	Lumens (φ/nm)	λ (nm)	Power W [^] /nm	Lumens (φ/nm)	λ (nm)	Power W [^] /nm	Lumens (φ/nm)	λ (nm)	Power W [^] /nm	Lumens (φ/nm)
360	0	NR	490	43	NR	620	881	NR	750	28	NR	880	0	NR
365	0	NR	495	67	NR	625	832	NR	755	25	NR	885	0	NR
370	0	NR	500	108	NR	630	776	NR	760	22	NR	890	0	NR
375	0	NR	505	165	NR	635	720	NR	765	19	NR	895	0	NR
380	0	NR	510	229	NR	640	660	NR	770	16	NR	900	0	NR
385	0	NR	515	297	NR	645	599	NR	775	14	NR	905	0	NR
390	0	NR	520	357	NR	650	538	NR	780	12	NR	910	0	NR
395	1	NR	525	408	NR	655	480	NR	785	10	NR	915	0	NR
400	3	NR	530	451	NR	660	423	NR	790	9	NR	920	0	NR
405	5	NR	535	488	NR	665	372	NR	795	7	NR	925	0	NR
410	10	NR	540	521	NR	670	325	NR	800	6	NR	930	0	NR
415	21	NR	545	555	NR	675	282	NR	805	5	NR	935	0	NR
420	46	NR	550	590	NR	680	246	NR	810	5	NR	940	0	NR
425	94	NR	555	631	NR	685	213	NR	815	4	NR	945	0	NR
430	169	NR	560	677	NR	690	185	NR	820	4	NR	950	0	NR
435	268	NR	565	728	NR	695	158	NR	825	3	NR	955	0	NR
440	354	NR	570	782	NR	700	136	NR	830	3	NR	960	0	NR
445	445	NR	575	838	NR	705	116	NR	835	2	NR	965	0	NR
450	411	NR	580	891	NR	710	98	NR	840	2	NR	970	0	NR
455	210	NR	585	935	NR	715	82	NR	845	2	NR	975	0	NR
460	119	NR	590	972	NR	720	68	NR	850	2	NR	980	0	NR
465	84	NR	595	991	NR	725	56	NR	855	1	NR	985	0	NR
470	50	NR	600	997	NR	730	47	NR	860	1	NR	990	0	NR
475	35	NR	605	988	NR	735	40	NR	865	1	NR	995	0	NR
480	32	NR	610	965	NR	740	35	NR	870	1	NR	1000	0	NR
485	33	NR	615	927	NR	745	31	NR	875	1	NR			

REPORT NUMBER: SP1-2407-176-2

Scotopic Flux vs. Wavelength



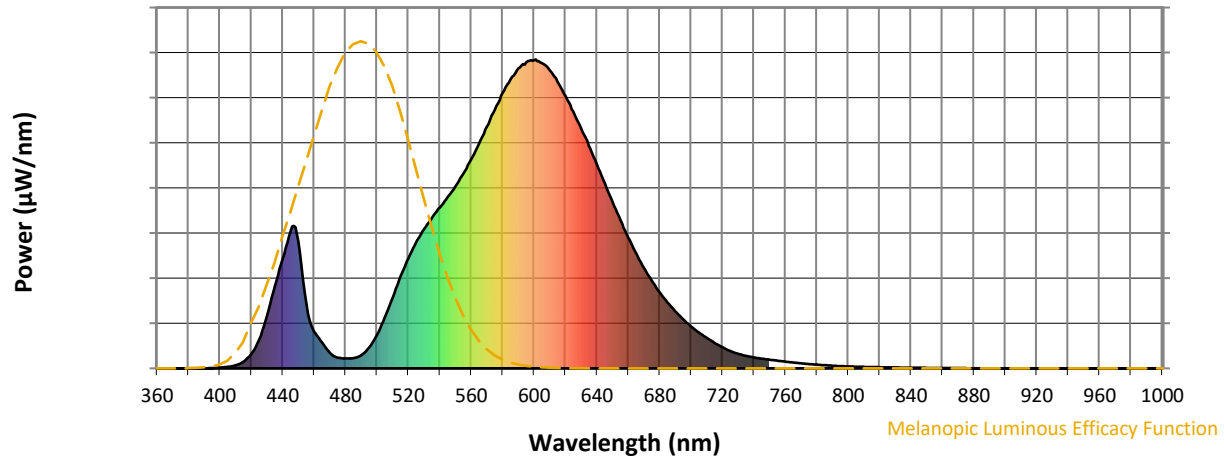
Scotopic Lumens: NR

S/P: 1.03

λ (nm)	Power W [^] /nm	Lumens (ϕ /nm)	λ (nm)	Power W [^] /nm	Lumens (ϕ /nm)	λ (nm)	Power W [^] /nm	Lumens (ϕ /nm)	λ (nm)	Power W [^] /nm	Lumens (ϕ /nm)	λ (nm)	Power W [^] /nm	Lumens (ϕ /nm)
360	0	NR	490	43	NR	620	881	NR	750	28	NR	880	0	NR
365	0	NR	495	67	NR	625	832	NR	755	25	NR	885	0	NR
370	0	NR	500	108	NR	630	776	NR	760	22	NR	890	0	NR
375	0	NR	505	165	NR	635	720	NR	765	19	NR	895	0	NR
380	0	NR	510	229	NR	640	660	NR	770	16	NR	900	0	NR
385	0	NR	515	297	NR	645	599	NR	775	14	NR	905	0	NR
390	0	NR	520	357	NR	650	538	NR	780	12	NR	910	0	NR
395	1	NR	525	408	NR	655	480	NR	785	10	NR	915	0	NR
400	3	NR	530	451	NR	660	423	NR	790	9	NR	920	0	NR
405	5	NR	535	488	NR	665	372	NR	795	7	NR	925	0	NR
410	10	NR	540	521	NR	670	325	NR	800	6	NR	930	0	NR
415	21	NR	545	555	NR	675	282	NR	805	5	NR	935	0	NR
420	46	NR	550	590	NR	680	246	NR	810	5	NR	940	0	NR
425	94	NR	555	631	NR	685	213	NR	815	4	NR	945	0	NR
430	169	NR	560	677	NR	690	185	NR	820	4	NR	950	0	NR
435	268	NR	565	728	NR	695	158	NR	825	3	NR	955	0	NR
440	354	NR	570	782	NR	700	136	NR	830	3	NR	960	0	NR
445	445	NR	575	838	NR	705	116	NR	835	2	NR	965	0	NR
450	411	NR	580	891	NR	710	98	NR	840	2	NR	970	0	NR
455	210	NR	585	935	NR	715	82	NR	845	2	NR	975	0	NR
460	119	NR	590	972	NR	720	68	NR	850	2	NR	980	0	NR
465	84	NR	595	991	NR	725	56	NR	855	1	NR	985	0	NR
470	50	NR	600	997	NR	730	47	NR	860	1	NR	990	0	NR
475	35	NR	605	988	NR	735	40	NR	865	1	NR	995	0	NR
480	32	NR	610	965	NR	740	35	NR	870	1	NR	1000	0	NR
485	33	NR	615	927	NR	745	31	NR	875	1	NR			

REPORT NUMBER: SP1-2407-176-2

Melanopic Flux vs. Wavelength



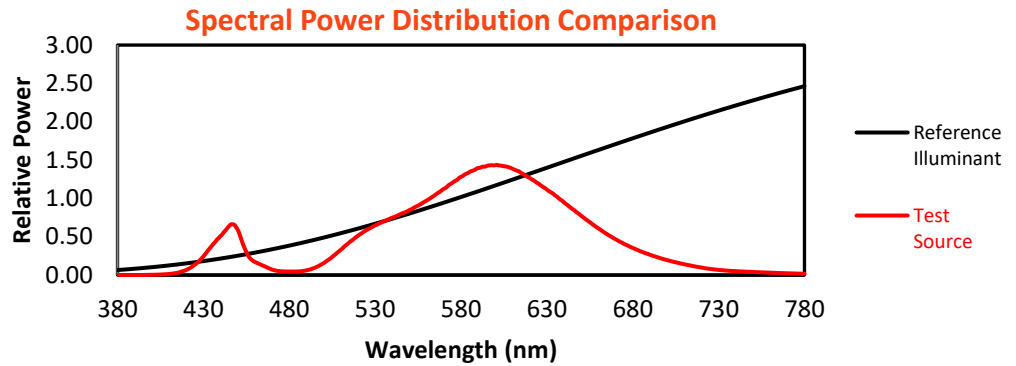
Melanopic Lumens: NR

M/P: 1.73

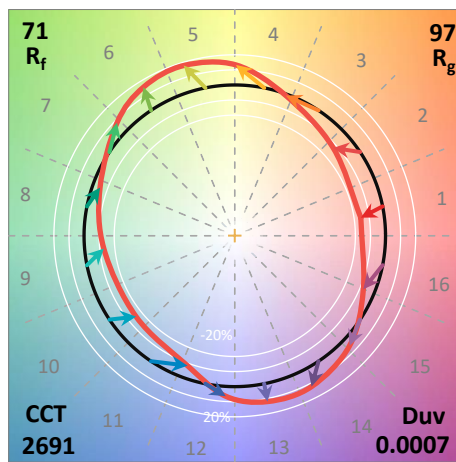
λ (nm)	Power W [^] /nm	Lumens (φ/nm)	λ (nm)	Power W [^] /nm	Lumens (φ/nm)	λ (nm)	Power W [^] /nm	Lumens (φ/nm)	λ (nm)	Power W [^] /nm	Lumens (φ/nm)	λ (nm)	Power W [^] /nm	Lumens (φ/nm)
360	0	NR	490	43	NR	620	881	NR	750	28	NR	880	0	NR
365	0	NR	495	67	NR	625	832	NR	755	25	NR	885	0	NR
370	0	NR	500	108	NR	630	776	NR	760	22	NR	890	0	NR
375	0	NR	505	165	NR	635	720	NR	765	19	NR	895	0	NR
380	0	NR	510	229	NR	640	660	NR	770	16	NR	900	0	NR
385	0	NR	515	297	NR	645	599	NR	775	14	NR	905	0	NR
390	0	NR	520	357	NR	650	538	NR	780	12	NR	910	0	NR
395	1	NR	525	408	NR	655	480	NR	785	10	NR	915	0	NR
400	3	NR	530	451	NR	660	423	NR	790	9	NR	920	0	NR
405	5	NR	535	488	NR	665	372	NR	795	7	NR	925	0	NR
410	10	NR	540	521	NR	670	325	NR	800	6	NR	930	0	NR
415	21	NR	545	555	NR	675	282	NR	805	5	NR	935	0	NR
420	46	NR	550	590	NR	680	246	NR	810	5	NR	940	0	NR
425	94	NR	555	631	NR	685	213	NR	815	4	NR	945	0	NR
430	169	NR	560	677	NR	690	185	NR	820	4	NR	950	0	NR
435	268	NR	565	728	NR	695	158	NR	825	3	NR	955	0	NR
440	354	NR	570	782	NR	700	136	NR	830	3	NR	960	0	NR
445	445	NR	575	838	NR	705	116	NR	835	2	NR	965	0	NR
450	411	NR	580	891	NR	710	98	NR	840	2	NR	970	0	NR
455	210	NR	585	935	NR	715	82	NR	845	2	NR	975	0	NR
460	119	NR	590	972	NR	720	68	NR	850	2	NR	980	0	NR
465	84	NR	595	991	NR	725	56	NR	855	1	NR	985	0	NR
470	50	NR	600	997	NR	730	47	NR	860	1	NR	990	0	NR
475	35	NR	605	988	NR	735	40	NR	865	1	NR	995	0	NR
480	32	NR	610	965	NR	740	35	NR	870	1	NR	1000	0	NR
485	33	NR	615	927	NR	745	31	NR	875	1	NR			

Summary

$R_f = 70.6$
 $R_g = 97.2$
 CIE $R_a = 70.6$
 $R_9 = -27.1$

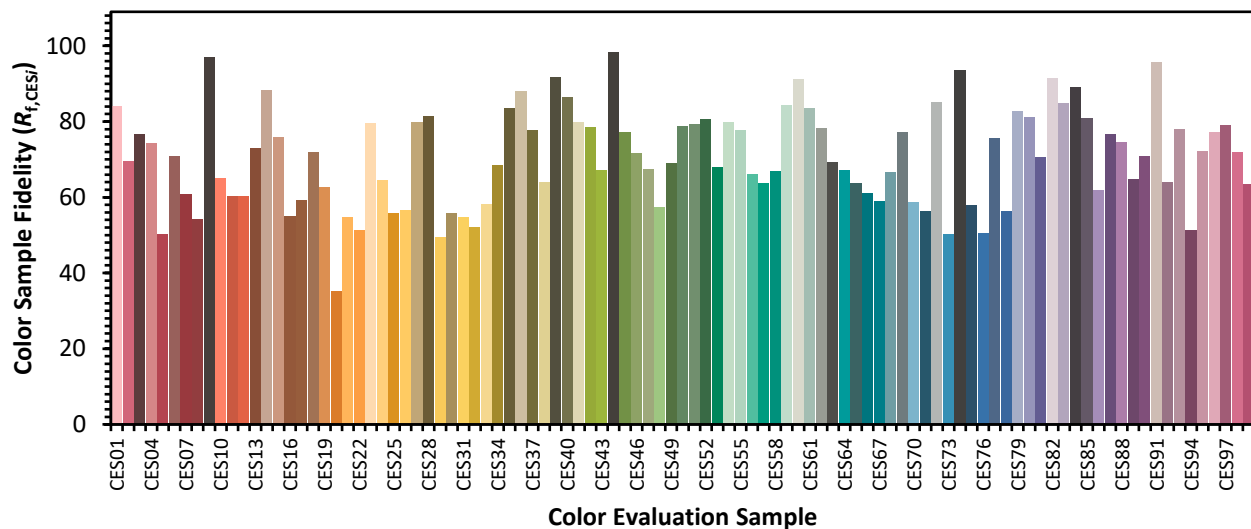


Color Vector Graphics



Individual Sample Fidelity Index ($R_{f,i}$)

CES01 = 86	CES26 = 57	CES51 = 79	CES76 = 50
CES02 = 63	CES27 = 80	CES52 = 81	CES77 = 76
CES03 = 31	CES28 = 81	CES53 = 68	CES78 = 56
CES04 = 71	CES29 = 49	CES54 = 80	CES79 = 83
CES05 = 50	CES30 = 56	CES55 = 78	CES80 = 81
CES06 = 52	CES31 = 55	CES56 = 66	CES81 = 71
CES07 = 42	CES32 = 52	CES57 = 64	CES82 = 92
CES08 = 41	CES33 = 58	CES58 = 67	CES83 = 85
CES09 = 29	CES34 = 69	CES59 = 84	CES84 = 89
CES10 = 77	CES35 = 84	CES60 = 91	CES85 = 81
CES11 = 60	CES36 = 88	CES61 = 84	CES86 = 62
CES12 = 66	CES37 = 78	CES62 = 78	CES87 = 77
CES13 = 44	CES38 = 64	CES63 = 69	CES88 = 75
CES14 = 74	CES39 = 92	CES64 = 67	CES89 = 65
CES15 = 72	CES40 = 86	CES65 = 64	CES90 = 71
CES16 = 48	CES41 = 80	CES66 = 61	CES91 = 96
CES17 = 51	CES42 = 79	CES67 = 59	CES92 = 64
CES18 = 57	CES43 = 67	CES68 = 67	CES93 = 78
CES19 = 73	CES44 = 98	CES69 = 77	CES94 = 51
CES20 = 67	CES45 = 77	CES70 = 59	CES95 = 72
CES21 = 88	CES46 = 72	CES71 = 56	CES96 = 77
CES22 = 80	CES47 = 67	CES72 = 85	CES97 = 79
CES23 = 92	CES48 = 57	CES73 = 50	CES98 = 72
CES24 = 92	CES49 = 69	CES74 = 94	CES99 = 63
CES25 = 73	CES50 = 79	CES75 = 58	



Color Rendition by Hue-Angle Bin



Measure Comparisons



(END OF REPORT)